



FEED THE FUTURE

The U.S. Government's Global Hunger & Food Security Initiative

This presentation is part of the

Agriculture and Nutrition Global Learning and Evidence Exchange (AgN-GLEE)

held in Guatemala City, Guatemala from March 5-7, 2013.

For additional presentations and related event materials, visit: <http://spring-nutrition.org/agnglee-lac>



USAID
FROM THE AMERICAN PEOPLE


Strengthening Partnerships, Results
and Innovations in Nutrition Globally



USAID
FROM THE AMERICAN PEOPLE

The Importance of Gender in Linking Agriculture to Sustained Nutritional Outcomes



March 5-7, 2013

Agriculture and Nutrition Global Learning and Evidence Exchange (N-GLEE)

Guatemala City, Guatemala

Amy Margolies (IFPRI) and Elizabeth Buckingham (State Department)

Agriculture is highly “gendered” in developing economies (SOFA 2011):

- Women make up a large percentage of the agricultural labor force;
- Women are disadvantaged in productive asset ownership (land, livestock), and control of productive inputs (including access to credit, etc.);
- Gender differences in education, access to services and natural resource knowledge;
- Female farmers produce less than men - not because they are less efficient farmers, but because they lack equal access to resources.



Smallholder Women Farmers

- Half the farmers in the developing world.
- More than 70% of economically active women in least developed countries work in agriculture.

And yet,

- In Sub-Saharan Africa, are only 15% of landholders and own only 1% of the land.
- Receive only 5% of all agricultural extension services worldwide.
- Work 20 hours more than men per week.
- Receive less than 10% of available credit.



USAID
FROM THE AMERICAN PEOPLE

THE YIELD

If women farmers have same access to tools and opportunities as men, they will produce more food for their families, and the world.



HER FAMILY

When women grow more and earn more, they spend it on food, clothing, healthcare, and education for their children.

Women could increase productivity on their farms by 20-30%



HER NATION

Greater yields from women farmers can increase food security and reduce dependence on aid.

This would raise total output at national level by 2.5-4%



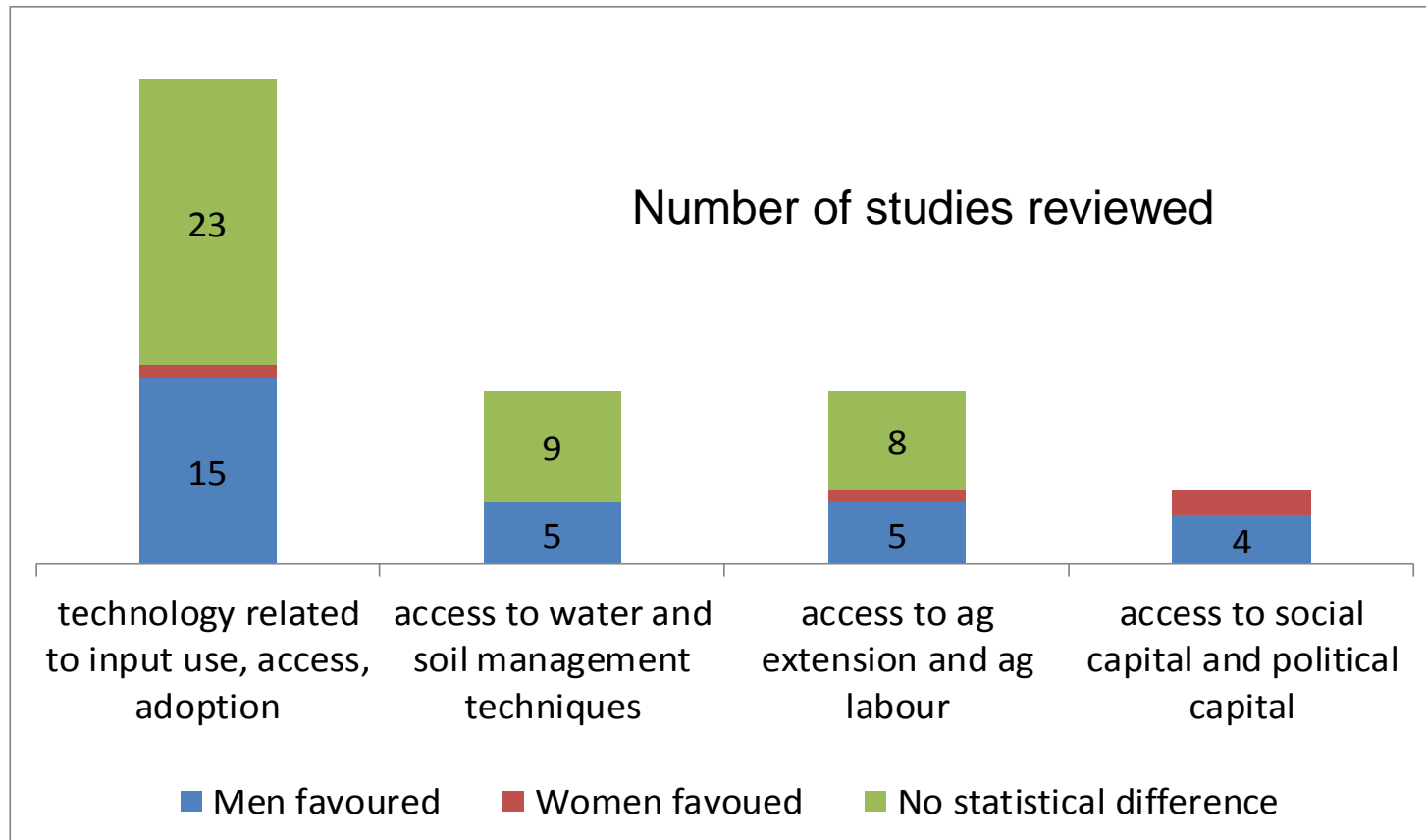
OUR WORLD

Greater agricultural output could reduce global hunger by 150 million people.

Reduce the number of hungry people in the world by 12-17%



Snapshot: Access to agricultural inputs



Source: Peterman, Behrman and Quisumbing, 2010. IFPRI Discussion Paper 975 (SOFA background paper)

Reviewing the “7 key pathways”

- ❑ **Pathway 1: *Own production → food consumption***
- ❑ **Pathway 2: *Income → food purchase***
- ❑ **Pathway 3: *Income → healthcare purchase***
- ❑ **Pathway 4: *Food prices → food purchase***
- ❑ **Pathway 5: *Women’s time use → care capacity***
- ❑ **Pathway 6: *Women’s workload → maternal energy use***
- ❑ **Pathway 7: *Women’s control of income → resource allocation***



USAID
FROM THE AMERICAN PEOPLE

Key points

- ❑ Of seven key pathways, three are specifically women-focused, but **ALL** are gendered;
- ❑ Gender has been identified as the “key element” in the linkage between agriculture and nutrition;

You cannot successfully and effectively link agriculture and nutrition without accounting for gender issues.





What the evidence tells us about ag-nutrition linkages

Women are at the nexus of ag-nutrition-health

- Key roles as both farmers and caregivers
- More likely than men to spend increased income on food & health

Good nutrition depends on adequate food, health, and caring practices

- Diet diversity is fundamental to good health

Increased ag productivity can improve nutrition through multiple pathways:

- consumption from own production and increased income
- reduced food prices (to a lesser extent)

Income growth alone is not sufficient to address undernutrition

- Non-income factors--including health, child feeding practices, and women's control over resources--mediate relationship



Challenges in ag-nutrition collaboration

- **Weak incentives for ag to pay attention to nutrition; limited capacity to do so**
- **Evidence base of ag projects which have had positive nutritional impact not strong**
- **Scaling up small, promising pilot projects challenging**
- **Need to have system-wide view; overnutrition problem**
- **Interventions must be relevant to policy priorities; technical evidence not sufficient to garner resources**



Principles for Gender Equitable Agricultural Growth and Nutrition Programming

Overcome gender-based constraints to agricultural productivity

- Identify agricultural practices and technologies that will reduce time, financial, and labor constraints, with special attention to women's constraints.
- Promote approaches that foster equitable (though not equal) resource allocation practices between men and women in family farm enterprises.

Address the distinctive needs of women

- Design financial services to meet women's savings and credit needs.
- Work with the private sector to facilitate the entry and retention of women workers.
- Encourage the private sector to invest in upgrading women's skills (e.g., literacy).
- Design systems of resource allocation to explicitly reward women's unpaid contributions to household production.
- Encourage men and women partnerships in development interventions/enterprises in the household or community level to foster mutual support.



Principles for Gender Equitable Agricultural Growth and Nutrition Programming

Improve the resiliency of vulnerable rural populations

- Strengthen the ability of households to manage agro-enterprises to meet both food and cash needs.
- Design agricultural programs to build women's and men's access to productive assets.
- Include safeguards to protect and sustain women's ownership and management of productive assets, e.g., providing guarantees of tenure security

Design equitable access to the rewards from agricultural enterprises

- Design commercial payment mechanisms to ensure access to both men and women.
- Foster approaches that improve household budgeting practices and encourage savings.

Engage men and women in improving nutrition of all household members

- Encourage behavior change activities to improve household nutrition through better allocation of household income.
- Design programs to improve women's nutritional knowledge and practices and enhance men's awareness of improved practices.



Principles for Gender Equitable Agricultural Growth and Nutrition Programming

Foster equitable participation in decision-making processes at all levels (e.g., community organizations, producer associations, local government)

- Engage women's advocacy groups in policy reform.
- Improve participation of women in the full range of association leadership roles.
- Reform organizational or community governance structures (e.g., bylaws and constitutions) to promote women's participation and/or attention to their needs.

Promote the use of gender analysis by policymakers and policy analysts as a tool to improve the enabling environment

- Ensure that attention to gender inequalities is integrated into agricultural policy research.
- Offer trainings to assist policymakers in understanding the differential gender impacts of policy.



Principles for Gender Equitable Agricultural Growth and Nutrition Programming

Improve knowledge of the performance of USG investments in supporting women and reducing gender inequalities in agricultural and nutrition programs.

- Utilize baseline surveys that collect sex-disaggregated information.
- Include a set of impact indicators in project monitoring and evaluation plans.
- Monitor progress (or reversals) of program impacts on men and women.
- Conduct impact assessments to measure how USG investments have affected women and men differently.

Strengthen capacity and confidence of USAID personnel in all offices to lead gender-equitable agriculture and nutrition programs.

- Build requirements for gender integration into new assistance and acquisition requests (contracts and grants).
- Develop substantive core training in regions or in Washington for all USAID staff to understand the gender analysis, gender equality, and integrated programming.



Women's Role	Insight	Interventions
Food producer	Women and men equally contribute to household food supply and availability	<ul style="list-style-type: none">• women's participation in nutrition-oriented agricultural technology development• enhancing production systems associated with women• addressing production and post-production constraints
Income-earning farmers	Women significantly (re)invest their income in food and nutrition	<ul style="list-style-type: none">• Gender-responsive market chain development• agri-food value chain development to include nutrition• entrepreneurship and business development for high-nutrition value chains



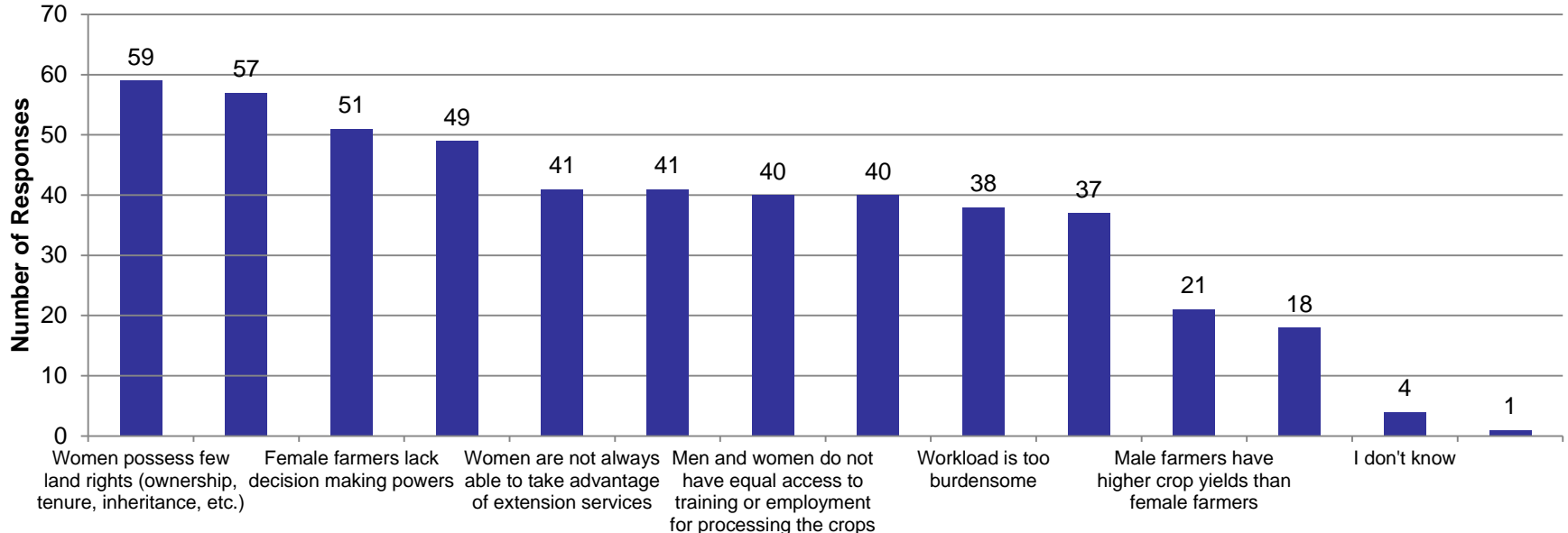
Health/nutrition caretakers	Women are key decision-makers and stewards of household food and nutrition security	•Introducing agri-food strategies within broader nutrition interventions
Nutritionally vulnerable group	Women's nutritional status determines their productive and reproductive roles, and affects intra-household nutrition/health	<ul style="list-style-type: none">•developing agriculture innovations targeting nutritional issues affecting women• Introducing strategies for enhanced access to healthcare and education services
As partners with men	Household and community dynamics require social learning and collective action by men and women	Understanding and overcoming social norms and political economies of agri-nutrition systems

- Phase 1 – Map gender relations and roles along the value chain**
- Phase 2 – Identify gender-based constraints**
- Phase 3 – Assess the consequences of gender-based constraints**
- Phase 4 – Act to remove gender-based constraints**
- Phase 5 – Measure success**



Do the following gender issues occur in your FTF zone of influence?

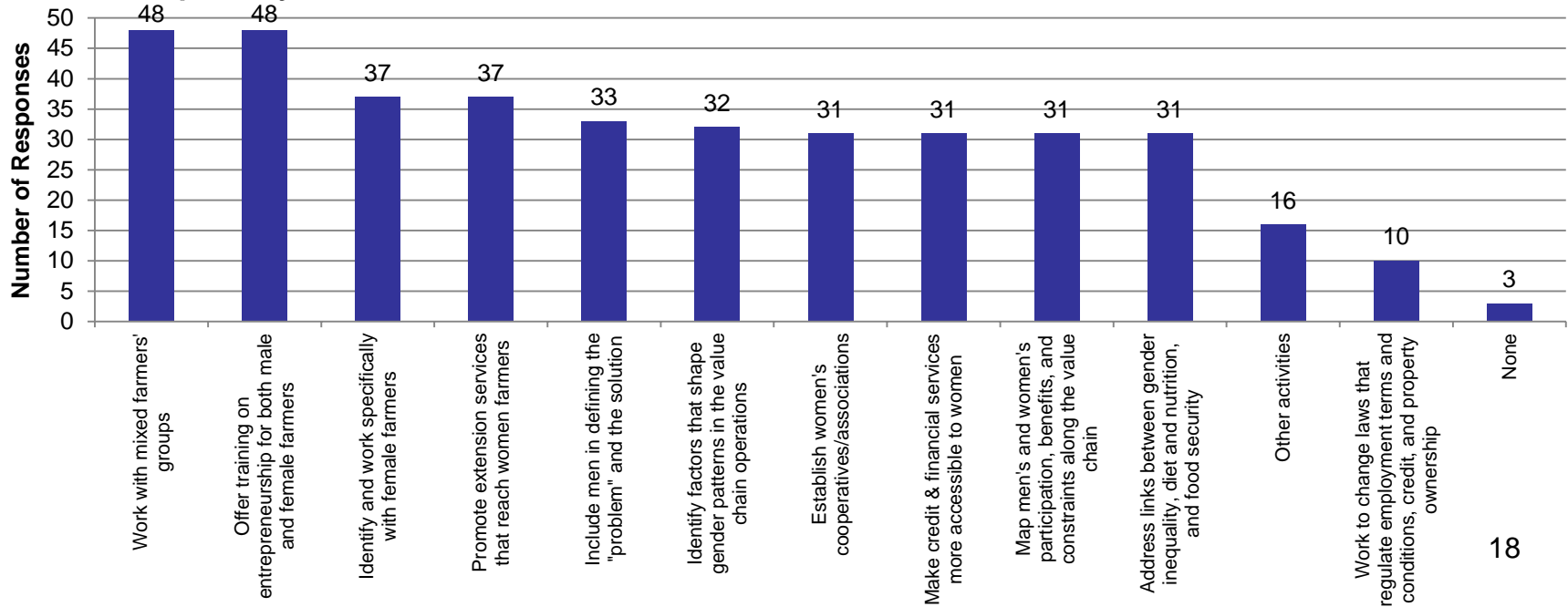
- Female access to land rights and financial services were the most commonly cited gender issues
- 73% of respondents conducted a FTF gender analysis that uncovered one of the gender issues below





Which of the following were built into your FTF program/s specifically to address the gender issues your analysis identified?

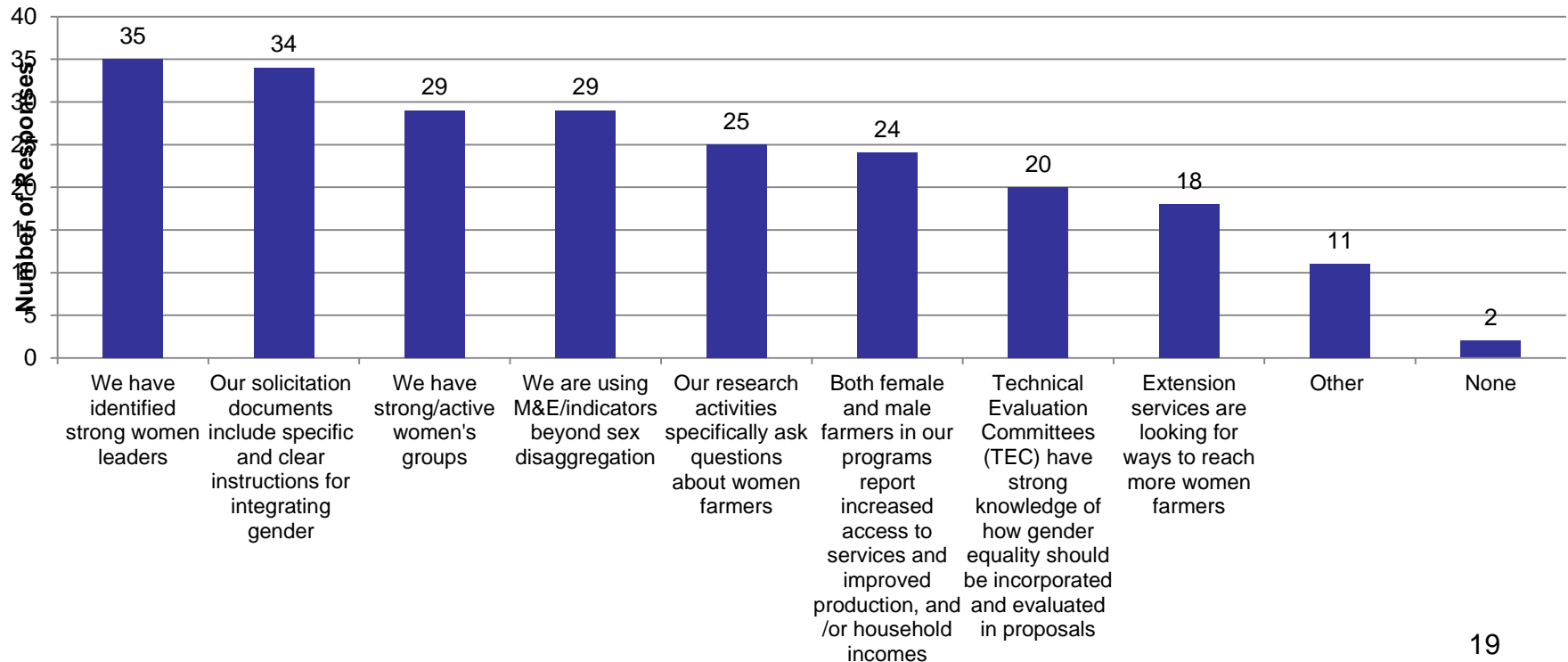
- Working with mixed farmer's groups and entrepreneurship training for men and women were the most common responses
- 74% of respondents have FTF projects that address gender equality





What successes have you experienced incorporating gender into your program designs?

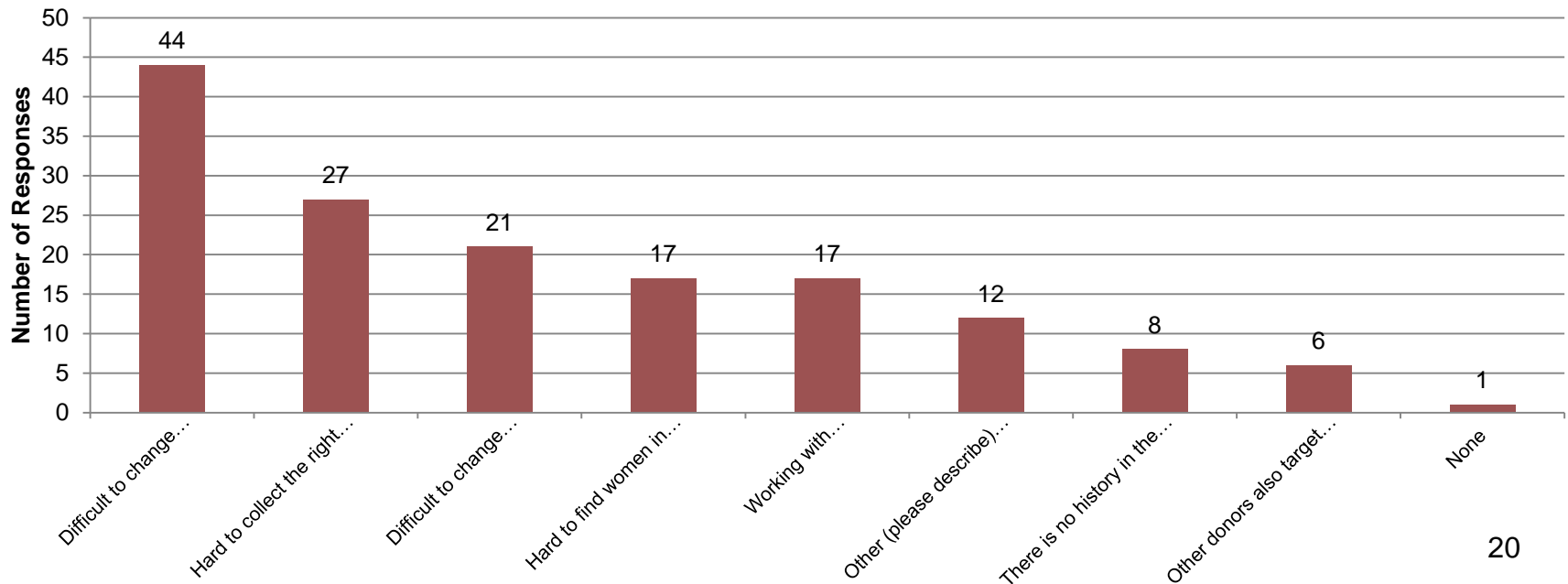
- Identifying strong women leaders and including specific gender instructions in programs most common responses





What challenges have you experienced when incorporating gender into your program designs?

- Cultural issues related to gender was the most commonly cited challenge
- 34% have tried to scale up gender projects; of this group, 90% have been successful





USAID
FROM THE AMERICAN PEOPLE

Gender assessment

What is “gender assessment?”

Including information on **women AND men** [girls AND boys] and **their relationship to each other**.

- Scoping and formative studies
- Monitoring data
- Cross sectional assessments
- Longitudinal impact evaluations
- Qualitative studies



- Inputs and outcomes must be measured at the individual level;

- Entails significant costs :
 - Monetary, time and logistical costs (e.g. may need to employ female enumerators, etc);

- Complex:
 - No “one size fits all” gender indicators, as relationships are often determined by cultural norms, and important to measure both objective and subjective indicators;

- No set of standardized indicators or methods for gender-agriculture-nutrition assessment



Documenting gender program effects is key to understanding how, why and what of program impact:

- ❑ Gender in Nutrition Research: Well established, standardized measurements, most nutrition outcomes focus on individual indicators already.
- ❑ Gender in Agriculture Research: Less well established, still focused on men at the household level or very basic indicators such as “counting bodies.” However, there has been much progress in the past years.



The Women's Empowerment in Agriculture Index (WEAI)

- Partnership between IFPRI, the Oxford Poverty and Hunger Initiative (OPHI) and USAID.
- Design, develop, and test an index to measure the greater **inclusion of women** in agricultural sector growth that has occurred as a result of Feed the Future
- “Greater inclusion” is defined as “the **empowerment of women** in their roles and engagement throughout the various areas of the **agriculture** sector, as it grows, in both quantity and quality.”

What is new about the WEAI?

- ❑ An aggregate index in two parts:
 - **Five domains of empowerment (5DE)**: assesses whether women are empowered in 5 domains of empowerment in agriculture
 - **Gender Parity Index (GPI)**: reflects the percentage of women who are as empowered as the men in their households

- ❑ It is a **survey-based** index, constructed using interviews of the primary male and primary female adults in the same household.




The WEAI can be used to:

- Track changes over time in:
 - Percentage of empowered men/women
 - Absolute empowerment score among the disempowered
- Show how to increase women's empowerment
- Monitor progress toward gender equality
- Correlate empowerment and gender equality with other measures:
 - Household consumption, food security, welfare
 - **Nutrition indicators**
 - Socio-economic status including education



WEAI: 5 domains, 10 indicators

An individual is considered to be 'empowered' if he/she achieves adequacy in 80% of the weighted indicators





MODULE G2: ROLE IN HOUSEHOLD DECISION-MAKING AROUND PRODUCTION AND INCOME GENERATION -- page 2

Activity		Did you (singular) participate in [ACTIVITY] in the past 12 months (that is during the last [one/two] cropping seasons)?	How much input did you have in making decisions about [ACTIVITY]?	How much input did you have in decisions on the use of income generated from [ACTIVITY]
		Yes 1 No 2 >> next activity		
Activity Code	Activity Description	G2.01	G2.02	G2.03
A	Food crop farming: crops that are grown primarily for household food consumption			
B	Cash crop farming: crops that are grown primary for sale in the market			
C	Livestock raising			
D	Non-farm economic activities: Small business, self-employment, buy-and-sell			
E	Wage and salary employment: in-kind or monetary work both agriculture and other wage work			
F	Fishing or fishpond culture			
			G2.02/G2.03: Input into decision making No input 1 Input into very few decisions 2 <u>Input into some decisions 3</u> <u>Input into most decisions 4</u> <u>Input into all decisions 5</u> No decision made 6	



MODULE G6: TIME ALLOCATION -- page 9 to 10

		Night			Morning			Day								
Activity		4	5	6	7	8	9	10	11	12	13	14	15			
A	Sleeping and resting															
B	Eating and drinking															
C	Personal care															
D	School (also homework)															
E	Work as employed															
F	Own business work															
G	Farming/livestock/fishing															
J	Shopping/getting service (incl health services)															
K	Weaving, sewing, textile care															
L	Cooking															
M	Domestic work (incl fetching wood and water)															
N	Care for children/adults/elderly															
P	Travelling and commuting															
Q	Watching TV/listening to radio/reading															
T	Exercising															
U	Social activities and hobbies															
W	Religious activities															
X	Other, specify...															

The total time spent includes primary and secondary activities.



USAID
FROM THE AMERICAN PEOPLE

Guatemala Pilot results

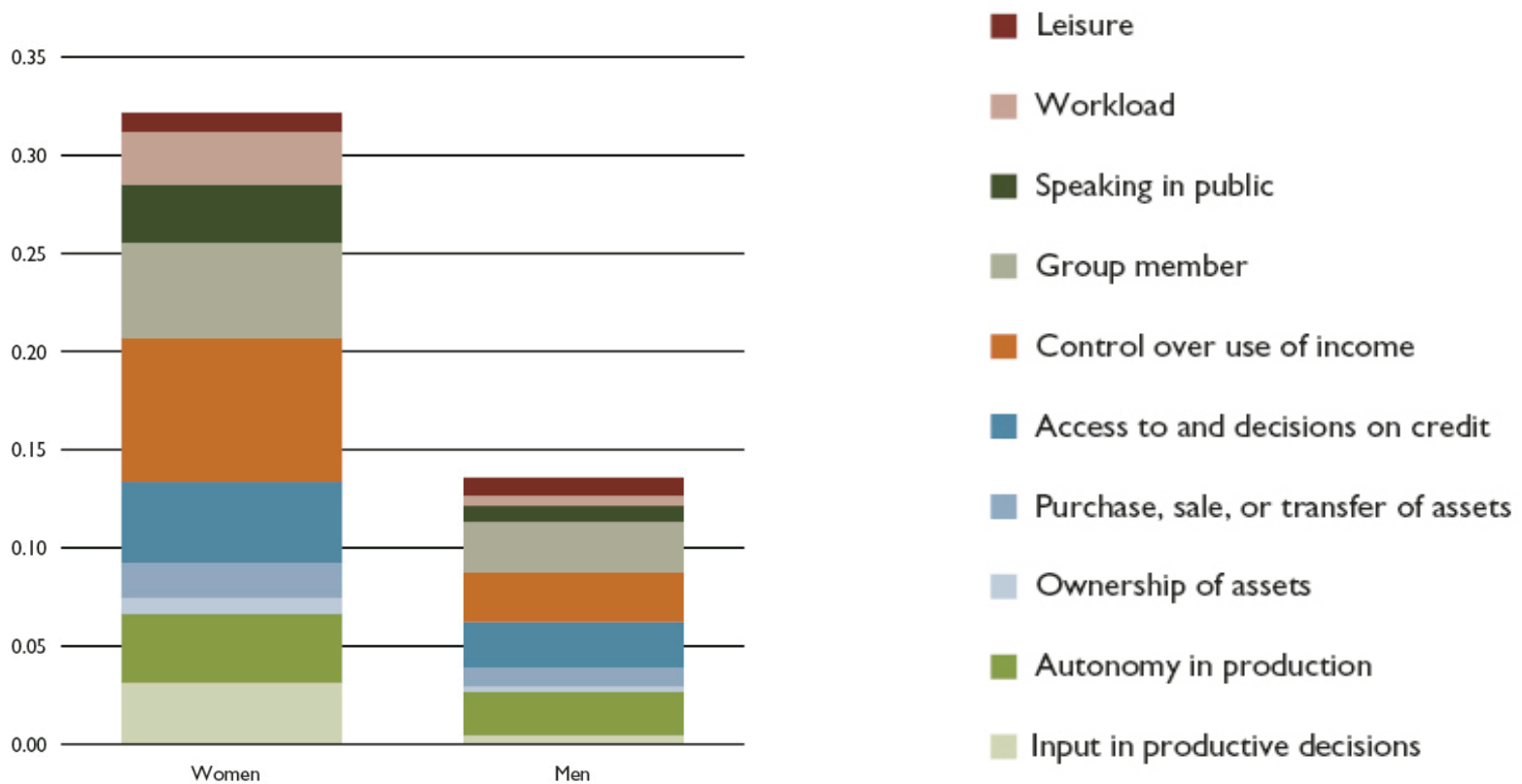
- **22.8%** of women are **empowered**
- Disempowered women have adequate achievements in **58.3%** of domains
- **35.8%** of women have **gender parity**
- **29.1%** empowerment gap



Overall, the WEAI score is **0.692**



Guatemala: How to increase empowerment?





USAID
FROM THE AMERICAN PEOPLE

EXERCISE 1: Learning from Assessment (10 minutes)



EX 2: Integrated Surveys on Agriculture

- ❑ World Bank and country partners developed Living Standards Measurement Survey Integrated Surveys on Agriculture (LSMS-ISA).
- ❑ Computer Assisted Personal Interviewing (CAPI) and piloting innovative ways of collecting indicators.
- ❑ Household, Agriculture, Community level surveys.
- ❑ Multiple visits per year, ability to link to other economic indicators.
- ❑ Most comprehensive, comparable statistics on gender-differences in agricultural inputs, productivity, farm related labor



EXAMPLE 3: The Gender and Agricultural Assets Project (GAAP)

- ❑ Joint initiative of IFPRI and the International Livestock Research Institute (ILRI) and implementing partners funded by the Gates Foundation.
- ❑ Evaluate the impact of agricultural development activities on women's and men's access to and control over key assets using quantitative and qualitative approaches.
- ❑ Clarify which strategies have been successful in reducing gender gaps in asset access and ownership.
- ❑ Develop and share methods of collecting and analyzing gender-disaggregated asset information to put gender considerations at the center of assessment.



Not all assessments are quantitative!

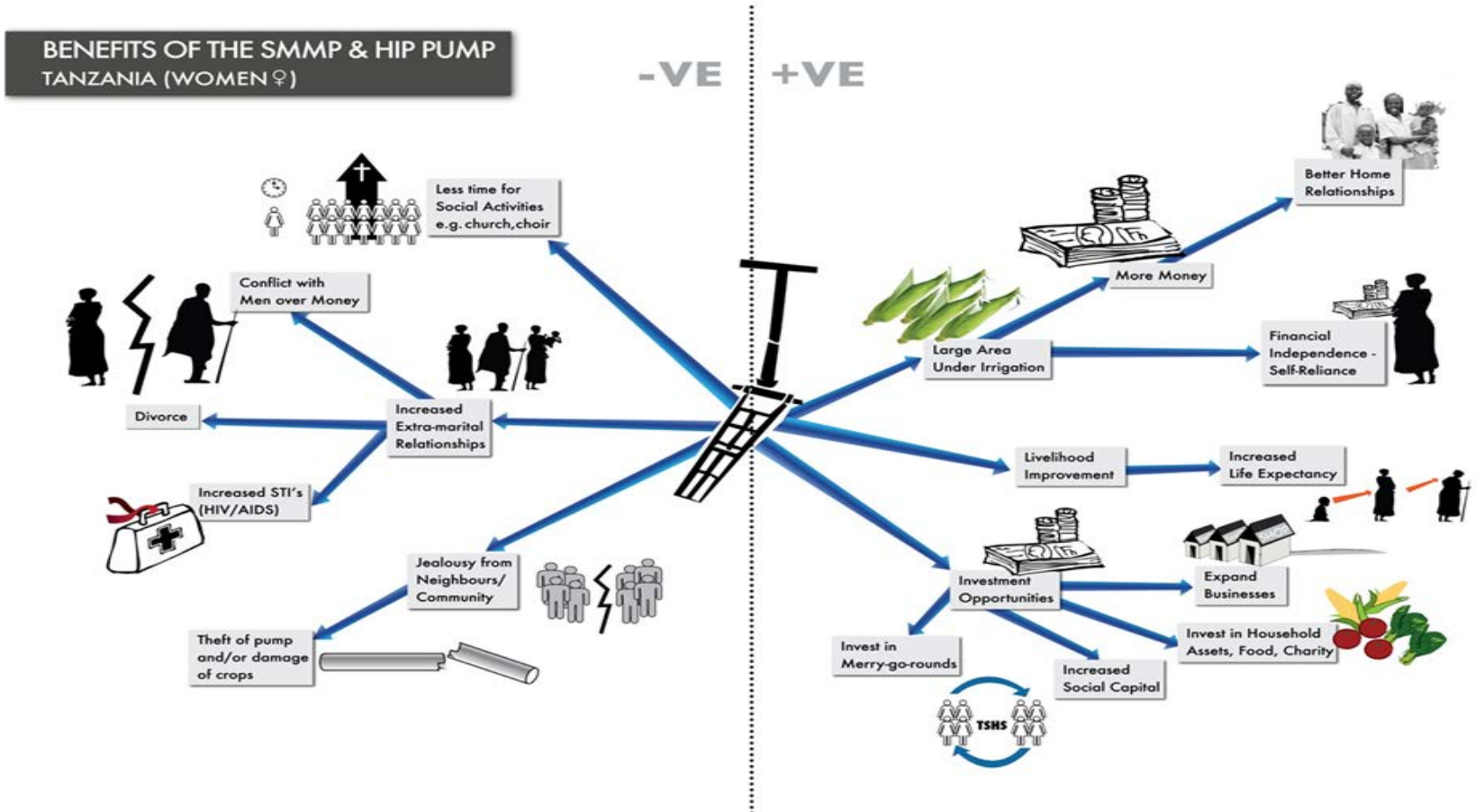
Women's land titling evaluation in India (Landesa)

- Focus group discussions
- Asset ownership, bargaining power games
- Life histories





Participatory Impact Diagrams (PID) from sex disaggregated focus groups





USAID
FROM THE AMERICAN PEOPLE

Exercise 2: Building a toolbox (10 minutes)

- ❑ Pre-assessment, chart pathways and how gender interacts with program components;
- ❑ Who is being interviewed and who is doing the interviewing
- ❑ How is a household defined?
- ❑ Measure both input, output and process indicators at an individual level, as well as household level;
- ❑ Modify indicators based on cultural context.
- ❑ Incorporate qualitative components to inform the “why” and “how.”



USAID
FROM THE AMERICAN PEOPLE

Exercise 3: Applying knowledge to Reality (10 min)



USAID
FROM THE AMERICAN PEOPLE

Thank you!

Amy Margolies, Research Analyst
Poverty, Health and Nutrition Division,
International Food Policy Research Institute (IFPRI)
Email: a.margolies@cgiar.org

Elizabeth Buckingham, Nutrition and Gender Adviser
U.S. Department of State
Office of Global Food Security
Email: BuckinghamEA@state.gov





Resources and Tools

WEAI:

- WEAI powerpoint (English & Spanish)
- Women's Empowerment in Agriculture Index (2012).
Summary brochure, USAID, IFPRI and Oxford:
http://www.ifpri.org/sites/default/files/publications/weai_brochure.pdf
- Gender-GLEE (May 22-24, 2013)



- **Household Hunger Scale:**

See T. Ballard, J. Coates, A. Swindale, M. Deitchler. 2011. [Household Hunger Scale: Indicator Definition and Measurement Guide](#).

- **Women's Dietary Diversity:**

The applicable disaggregated food groups in Module L of the FTF PBS should be aggregated into the nine food groups specified in Volume 8 of the M&E Guidance Series and the number of food groups consumed summed.

- **Exclusive Breastfeeding and Minimum Acceptable Diet:**

See WHO, 2010. [Indicators for assessing infant and young child feeding practices: Part II Measurement](#).

- **Underweight, Stunted, Wasted Children:**

See B. Cogill, 2003 [Anthropometric Indicators Measurement Guide](#). Be sure to use the WHO [Child Growth Standards](#).

- **Underweight Women:**

Underweight in non-pregnant women of reproductive age (15-49 years) is defined by a body mass index (BMI) < 18.5. BMI is calculated as weight (in kg) ÷ height (in meters).

- **Anemia:**

See: ICF/Macro. 2011 [DHS6 Biomarker Manual](#) and [Infant Feeding and Children's and Women's Nutritional Status](#).



http://gaap.ifpri.info/files/2010/12/GAAP_Toolkit_Feb_14.pdf

- ❑ The toolkit seeks to answer “the why, what and how to collect, measure, and analyze gender and assets data in qualitative and quantitative evaluations.”
- ❑ Includes an appendix of “Cases” on the use of gender-disaggregated assets modules being developed:
 - World Bank: rural land certification in Ethiopia;
 - FAO’s Agri-Gender Statistic Toolkit;
 - USAID Handbook for Promoting Gender Equitable Opportunities in Agricultural Value Chains, Greater Access to Trade Expansion (GATE) Project;
 - Gender Assessment: Initiative to End Hunger in Africa (IEHA) ;
 - SIDA: Gender Aware Approaches in Agricultural Programmes
 - ‘In Her Name’ project: Measuring the gender asset gap in Ecuador, Ghana and India.



USAID
FROM THE AMERICAN PEOPLE

Additional Resources

A Guide to Integrating Gender into Agricultural Value Chains (2010). [Based on Promoting Gender Equitable Opportunities in Agricultural Value Chains: A Handbook]. USAID. Published by LLC Cultural Practices. http://transition.usaid.gov/our_work/cross-cutting_programs/wid/pubs/Gender_Agriculture_Value_Chain_Guide.pdf

Gender: A Key Dimension linking Agricultural Programs to Improved Nutrition and Health (2011). 2020 Conference Brief 9: Meinzen-Dick, Behrman, Menon and Quisumbing. <http://www.ifpri.org/sites/default/files/publications/2020anhconfbr09.pdf>

Food and Agriculture Organization (2010-11): State of Food and Agriculture 2011: Women in Agriculture, Closing the Gender Gap for Development: <http://www.fao.org/publications/sofa2010-11/en/>